

LHP 20 PA	AVG	SLG	Whiff %	Chase %	FPS %
FB (62)	.300	.500	33%	16%	20%
BB (17)	1.000	1.000	67%	10%	25%
CH (15)	.000	.000	50%	12%	0%
<b>LHP Overall</b>	.308	.462	41%	14%	17%

### Angelo Aleman RHH #1

Data From: 2025 WCL Season



RHP 70 PA	AVG	SLG	Whiff %	Chase %	FPS %
FB (149)	.282	.385	24%	16%	36%
BB (89)	.000	.000	62%	25%	17%
CH (11)	.000	.000	80%	62%	50%
<b>RHP Overall</b>	.193	.263	40%	22%	30%

BABIP	AVG EV	Max EV
0.237	78.6	101.9

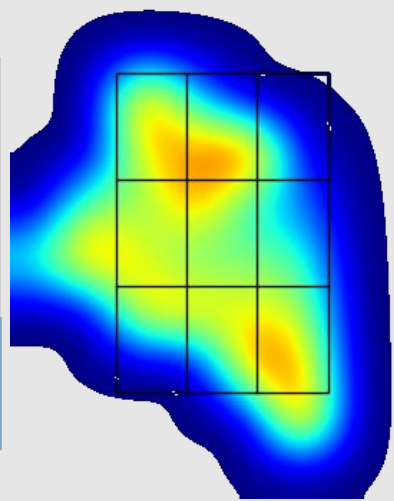
OPS LHP	OPS Overall	OPS RHP
.912	.656	.592

K/BB LHP	K/BB Overall	K/BB RHP
1.50	1.00	0.91

GO/FO LHP	GO/FO Overall	GO/FO RHP
1.33	0.36	0.23

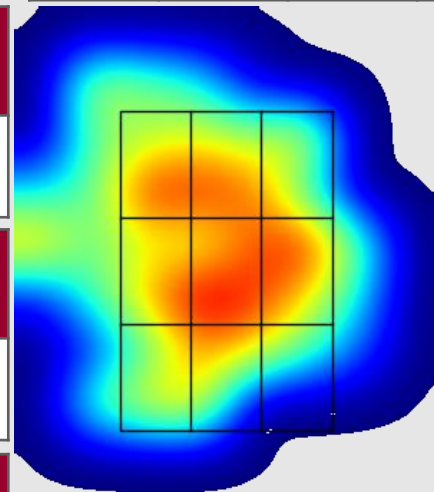
Zone Swing %	(BB + HBP) / K %	wOBA
61.2	1.31	0.300

.000		
.333		



Pitcher View

Hard Hit %  
LHP  
21.1



Pitcher View

Hard Hit %  
RHP  
23.9

.300		
.238		

LHP 8 PA	AVG	SLG	Whiff %	Chase %	FPS %
FB (24)	.200	.200	50%	0%	20%
BB (8)	.000	.000	100%	20%	0%
CH (0)	.000	.000	nan%	nan%	nan%
<b>LHP Overall</b>	.167	.167	57%	6%	12%

## Ryder Cutlip LHH #22

Data From: 2025 WCL Season



RHP 27 PA	AVG	SLG	Whiff %	Chase %	FPS %
FB (89)	.143	.143	54%	2%	22%
BB (17)	.200	.200	60%	18%	0%
CH (19)	.200	.200	57%	21%	40%
<b>RHP Overall</b>	.176	.176	56%	9%	25%

BABIP	AVG EV	Max EV
0.286	76.1	95.8

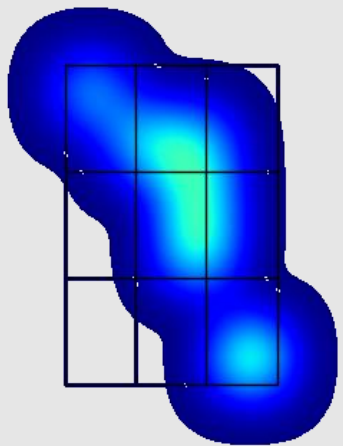
OPS LHP	OPS Overall	OPS RHP
.542	.603	.620

K/BB LHP	K/BB Overall	K/BB RHP
0.67	1.00	1.14

GO/FO LHP	GO/FO Overall	GO/FO RHP
1.00	0.75	0.67

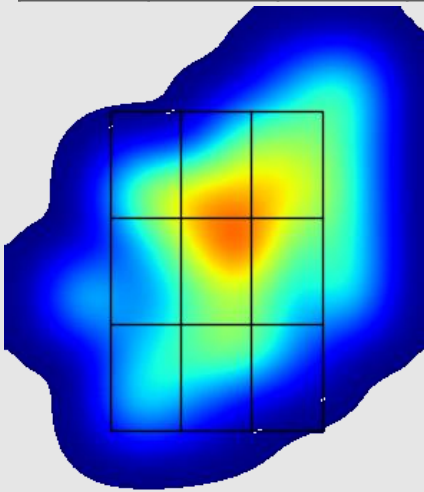
Zone Swing %	(BB + HBP) / K %	wOBA
54.3	1.10	0.314

.000		
1.000		



Pitcher View

Hard Hit %  
LHP  
0.0



Pitcher View

Hard Hit %  
RHP  
11.5

.429		
.000		

LHP 14 PA	AVG	SLG	Whiff %	Chase %	FPS %
FB (36)	.333	.333	36%	16%	44%
BB (16)	.000	.000	33%	11%	0%
CH (2)	.000	.000	nan%	0%	nan%
<b>LHP Overall</b>	.250	.250	36%	13%	29%

## Dawson Downs LHH #21

Data From: 2025 WCL Season



BABIP	AVG EV	Max EV
0.349	78.4	102.4

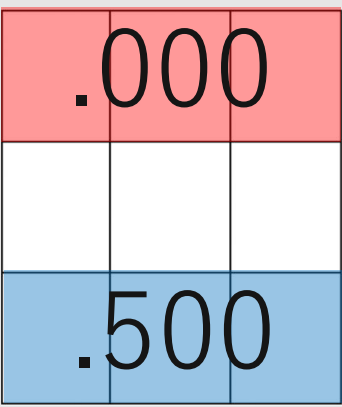
RHP 53 PA	AVG	SLG	Whiff %	Chase %	FPS %
FB (148)	.333	.485	43%	18%	26%
BB (34)	.167	.167	43%	11%	29%
CH (44)	.333	1.000	62%	19%	25%
<b>RHP Overall</b>	.311	.511	47%	17%	26%

OPS LHP	OPS Overall	OPS RHP
.679	.875	.907

K/BB LHP	K/BB Overall	K/BB RHP
4.00	0.83	0.55

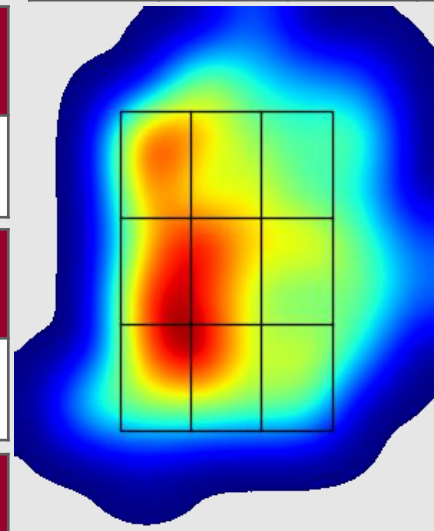
GO/FO LHP	GO/FO Overall	GO/FO RHP
0.67	1.00	1.12

Zone Swing %	(BB + HBP) / K %	wOBA
66.3	0.92	0.371



Pitcher View

Hard Hit %  
LHP  
21.4



Pitcher View

Hard Hit %  
RHP  
24.6

LHP 12 PA	AVG	SLG	Whiff %	Chase %	FPS %
FB (29)	.000	.000	44%	0%	22%
BB (6)	.000	.000	100%	0%	0%
CH (6)	.000	.000	0%	33%	0%
<b>LHP Overall</b>	.000	.000	45%	5%	18%

## Brady Englett RHH #13

Data From: 2025 WCL Season



RHP 26 PA	AVG	SLG	Whiff %	Chase %	FPS %
FB (62)	.294	.353	16%	4%	25%
BB (26)	.200	.200	29%	14%	29%
CH (5)	1.000	1.000	50%	0%	0%
<b>RHP Overall</b>	.304	.348	21%	7%	25%

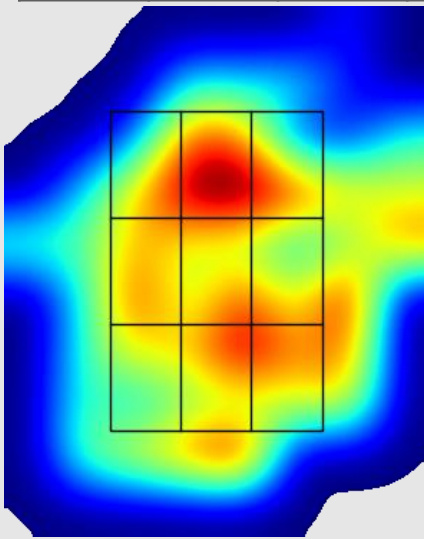
BABIP	AVG EV	Max EV
0.250	79.9	98.5

OPS LHP	OPS Overall	OPS RHP
.167	.558	.733

K/BB LHP	K/BB Overall	K/BB RHP
0.25	0.80	3.00

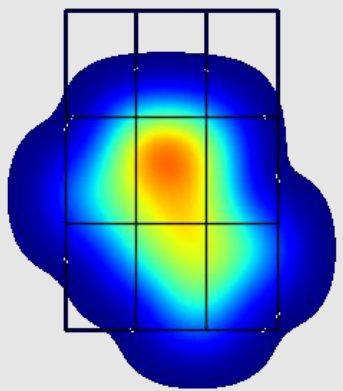
GO/F O LHP	GO/FO Overall	GO/F O RHP
1.00	0.45	0.33

Zone Swing %	(BB + HBP) / K %	wOBA
58.6	1.00	0.258



.222		
.455		

.000		
.000		



Pitcher View

Pitcher View

Hard Hit %  
LHP  
16.7

Hard Hit %  
RHP  
7.4

LHP 10 PA	AVG	SLG	Whiff %	Chase %	FPS %
FB (24)	.714	1.143	31%	43%	67%
BB (4)	.000	.000	nan%	0%	0%
CH (2)	.000	.000	100%	100%	100%
<b>LHP Overall</b>	.714	1.143	36%	37%	56%

**Andrew Estrella RHH #9**  
Data From: 2025 WCL Season



RHP 57 PA	AVG	SLG	Whiff %	Chase %	FPS %
FB (108)	.345	.828	45%	22%	40%
BB (90)	.250	.375	38%	19%	26%
CH (16)	.500	.500	20%	0%	50%
<b>RHP Overall</b>	.327	.653	41%	20%	35%

BABIP	AVG EV	Max EV
0.395	85.8	106.8

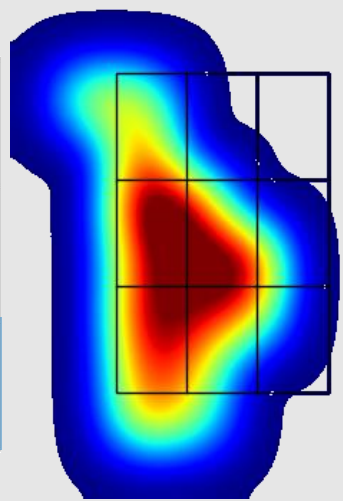
OPS LHP	OPS Overall	OPS RHP
1.743	1.147	1.057

K/BB LHP	K/BB Overall	K/BB RHP
1/0	0.50	0.42

GO/F O LHP	GO/FO Overall	GO/F O RHP
0.00	0.12	0.13

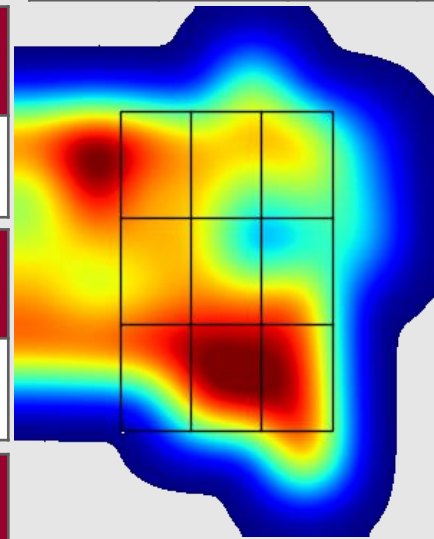
Zone Swing %	(BB + HBP) / K %	wOBA
58.6	0.67	0.463

NAN		
.800		



Pitcher View

Hard Hit %  
LHP  
55.6



Pitcher View

.375		
.346		

Hard Hit %  
RHP  
46.4

LHP 16 PA	AVG	SLG	Whiff %	Chase %	FPS %
FB (41)	.444	.556	20%	14%	43%
BB (11)	.000	.000	0%	0%	0%
CH (9)	.000	.000	75%	43%	50%
<b>LHP Overall</b>	.333	.417	33%	17%	38%

## Nolan Ganter RHH #30

Data From: 2025 WCL Season



RHP 72 PA	AVG	SLG	Whiff %	Chase %	FPS %
FB (139)	.273	.485	32%	15%	22%
BB (102)	.320	.320	40%	26%	24%
CH (21)	.333	.333	25%	22%	0%
<b>RHP Overall</b>	.290	.403	35%	21%	22%

BABIP	AVG EV	Max EV
0.350	80.4	101.4

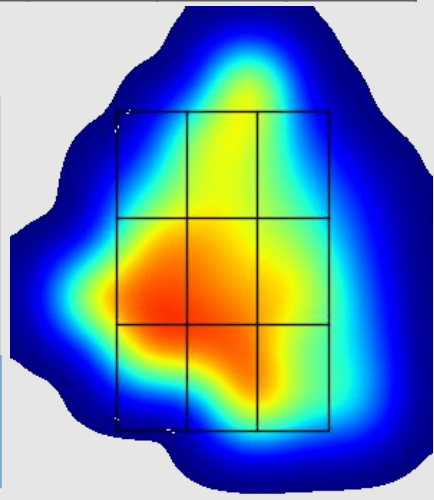
OPS LHP	OPS Overall	OPS RHP
.855	.769	.750

K/BB LHP	K/BB Overall	K/BB RHP
1.00	0.53	0.43

GO/FO LHP	GO/FO Overall	GO/FO RHP
0.00	0.81	1.18

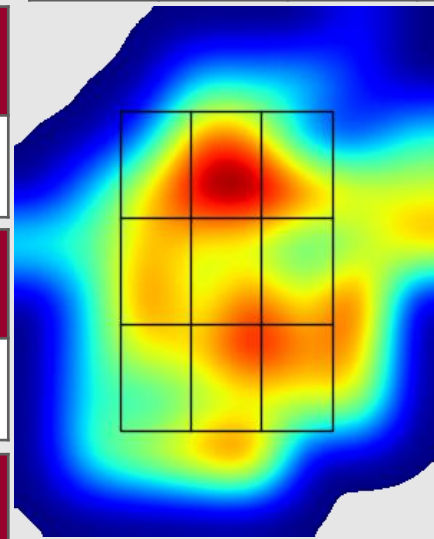
III-Zone Swing %	(BB + HBP) / K %	wOBA
58.7	0.59	0.326

.000		
.333		



Pitcher View

Hard Hit %  
LHP  
30.0



Pitcher View

Hard Hit %  
RHP  
34.2

.286		
.294		

LHP 8 PA	AVG	SLG	Whiff %	Chase %	FPS %
FB (26)	.500	1.000	60%	14%	0%
BB (5)	1.000	2.000	0%	33%	0%
CH (8)	.000	.000	50%	25%	0%
<b>LHP Overall</b>	.429	.857	50%	21%	0%

## Jake Harvey RHH #44

Data From: 2025 WCL Season



RHP 33 PA	AVG	SLG	Whiff %	Chase %	FPS %
FB (84)	.182	.182	30%	9%	0%
BB (42)	.111	.222	10%	14%	10%
CH (14)	.333	.667	60%	29%	nan%
<b>RHP Overall</b>	.174	.261	28%	12%	3%

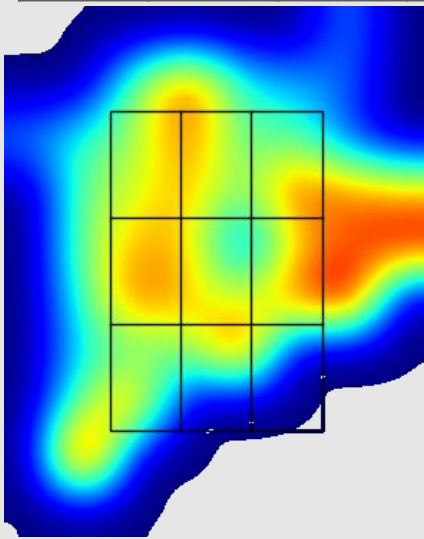
BABIP	AVG EV	Max EV
0.318	78.8	102.2

OPS LHP	OPS Overall	OPS RHP
1.357	.790	.625

K/BB LHP	K/BB Overall	K/BB RHP
0.33	0.90	1.14

GO/FO LHP	GO/FO Overall	GO/FO RHP
0.00	1.17	1.40

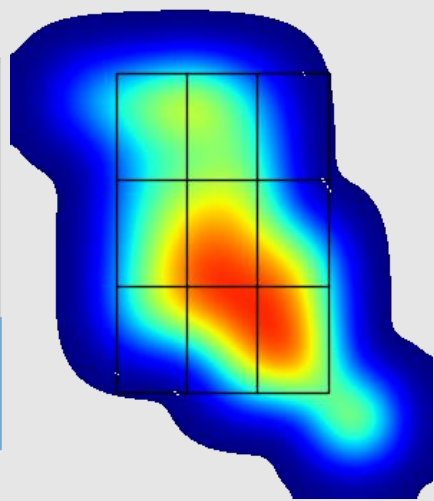
Zone Swing %	(BB + HBP) / K %	wOBA
30.9	0.90	0.346



.000		
.182		

Pitcher View

Hard Hit %  
RHP  
20.0



1.000		
.333		

Pitcher View

Hard Hit %  
LHP  
22.2

LHP 3 PA	AVG	SLG	Whiff %	Chase %	FPS %
FB (8)	.500	.500	0%	0%	50%
BB (3)	.000	.000	100%	33%	0%
CH (0)	.000	.000	nan%	nan%	nan%
<b>LHP Overall</b>	.500	.500	33%	14%	33%

Jordan Hockett RHH #9  
Data From: 2025 WCL Season



BABIP	AVG EV	Max EV
0.318	78.7	99.7

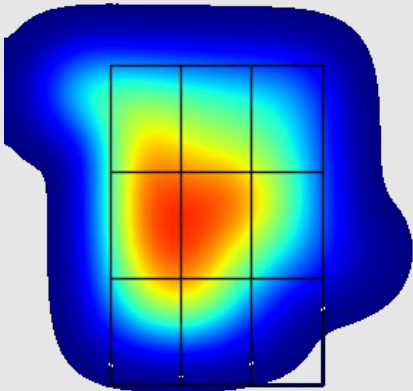
RHP 28 PA	AVG	SLG	Whiff %	Chase %	FPS %
FB (54)	.300	.450	23%	13%	36%
BB (23)	.000	.000	75%	64%	44%
CH (1)	.000	.000	100%	100%	nan%
<b>RHP Overall</b>	.222	.333	43%	31%	39%

OPS LHP	OPS Overall	OPS RHP
1.167	.635	.583

K/BB LHP	K/BB Overall	K/BB RHP
1/0	0.14	0.00

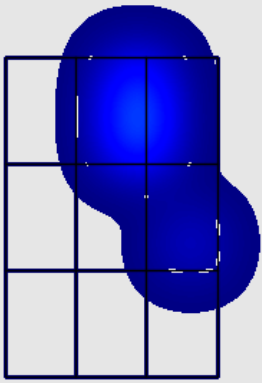
GO/F O LHP	GO/FO Overall	GO/F O RHP
0.00	0.62	0.71

Zone Swing %	(BB + HBP) / K %	wOBA
74.3	0.29	0.276



.214		
.286		

1.000		
.000		



Pitcher View

Hard Hit %  
LHP  
0.0

Pitcher View

Hard Hit %  
RHP  
34.6

LHP 19 PA	AVG	SLG	Whiff %	Chase %	FPS %
FB (42)	.308	.538	21%	20%	33%
BB (23)	.000	.000	67%	22%	40%
CH (1)	.000	.000	nan%	0%	nan%
<b>LHP Overall</b>	.267	.467	35%	21%	36%

Christian Hoffman LHH #26  
Data From: 2025 WCL Season



RHP 74 PA	AVG	SLG	Whiff %	Chase %	FPS %
FB (178)	.242	.394	44%	15%	39%
BB (45)	.111	.444	70%	13%	0%
CH (74)	.059	.235	55%	28%	38%
<b>RHP Overall</b>	.169	.356	51%	18%	36%

BABIP	AVG EV	Max EV
0.185	81.4	123.0

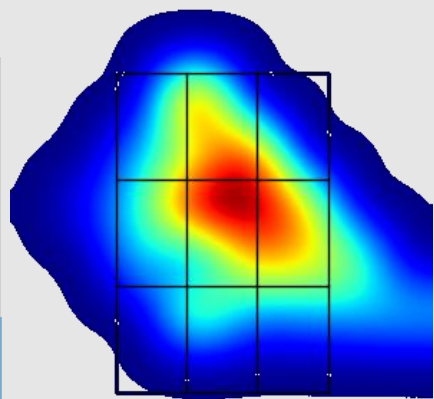
OPS LHP	OPS Overall	OPS RHP
.835	.701	.667

K/BB LHP	K/BB Overall	K/BB RHP
1.00	0.84	0.81

GO/F O LHP	GO/FO Overall	GO/F O RHP
1.33	0.59	0.47

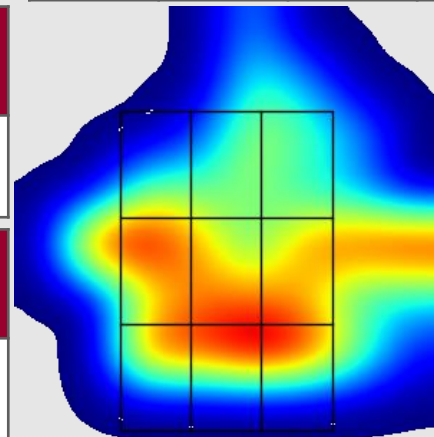
III-Zone Swing %	(BB + HBP) / K %	wOBA
68.8	0.84	0.307

.500		
.167		



Pitcher View

Hard Hit %  
LHP  
26.3



Pitcher View

Hard Hit %  
RHP  
39.2

.091		
.290		

LHP 11 PA	AVG	SLG	Whiff %	Chase %	FPS %
FB (32)	.286	.286	33%	9%	29%
BB (4)	.000	.000	100%	25%	0%
CH (3)	.500	1.000	50%	0%	100%
<b>LHP Overall</b>	.300	.400	42%	12%	30%

## Evan Jaquez RHH #18

Data From: 2025 WCL Season



RHP 40 PA	AVG	SLG	Whiff %	Chase %	FPS %
FB (94)	.150	.150	37%	17%	61%
BB (44)	.100	.100	27%	12%	0%
CH (5)	.500	.500	33%	75%	nan%
<b>RHP Overall</b>	.156	.156	34%	18%	44%

BABIP	AVG EV	Max EV
0.222	75.6	91.9

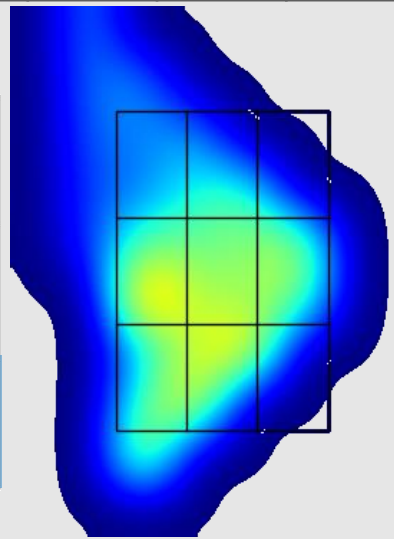
OPS LHP	OPS Overall	OPS RHP
.673	.469	.406

K/BB LHP	K/BB Overall	K/BB RHP
0.00	0.40	0.67

GO/F O LHP	GO/FO Overall	GO/F O RHP
0.00	0.55	0.67

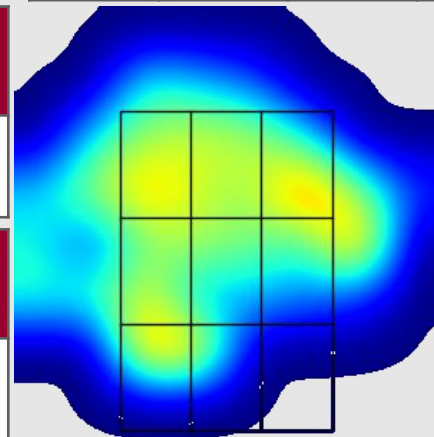
Zone Swing %	(BB + HBP) / K %	wOBA
77.4	0.50	0.209

.000		
.375		



Pitcher View

Hard Hit %  
LHP  
0.0



Pitcher View

Hard Hit %  
RHP  
9.3

.143		
.111		

LHP 26 PA	AVG	SLG	Whiff %	Chase %	FPS %
FB (59)	.500	1.071	40%	12%	38%
BB (13)	.333	.333	33%	9%	0%
CH (19)	.600	.800	33%	20%	40%
<b>LHP Overall</b>	.500	.909	38%	14%	30%

## Noah Karliner RHH #27

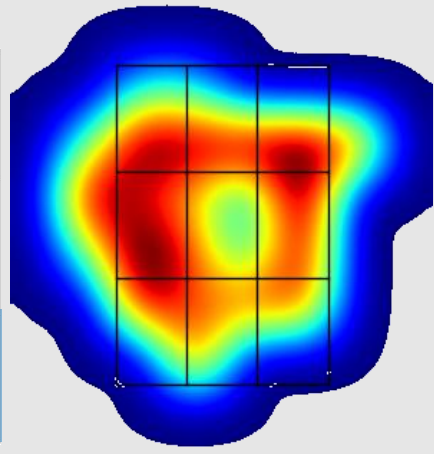
Data From: 2025 WCL Season



RHP 105 PA	AVG	SLG	Whiff %	Chase %	FPS %
FB (214)	.380	.920	38%	16%	35%
BB (140)	.276	.379	41%	12%	12%
CH (45)	.200	.200	53%	21%	33%
<b>RHP Overall</b>	.326	.663	41%	15%	24%

BABIP	AVG EV	Max EV
0.375	84.7	109.6

.444		
.700		



Pitcher View

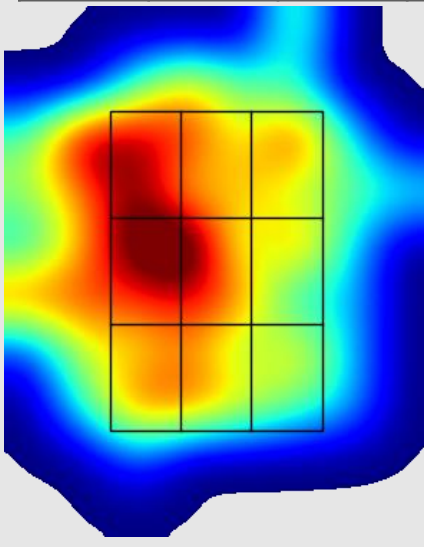
Hard Hit %  
LHP  
50.0

OPS LHP	OPS Overall	OPS RHP
1.486	1.155	1.073

K/BB LHP	K/BB Overall	K/BB RHP
1.00	0.61	0.53

GO/FO LHP	GO/FO Overall	GO/FO RHP
0.67	0.85	0.88

III-Zone Swing %	(BB + HBP) / K %	wOBA
70.5	0.78	0.475



.400		
.378		

Pitcher View

Hard Hit %  
RHP  
38.7

LHP 12 PA	AVG	SLG	Whiff %	Chase %	FPS %
FB (31)	.167	.333	50%	18%	38%
BB (5)	.000	.000	100%	25%	0%
CH (4)	.000	.000	nan%	0%	0%
<b>LHP Overall</b>	.143	.286	57%	17%	25%

## Jose Mariano RHH #17

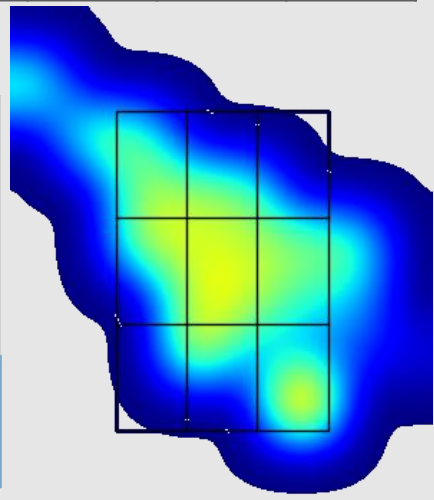
Data From: 2025 WCL Season



RHP 35 PA	AVG	SLG	Whiff %	Chase %	FPS %
FB (64)	.368	.579	32%	39%	20%
BB (49)	.286	.429	53%	31%	13%
CH (5)	.000	.000	50%	67%	0%
<b>RHP Overall</b>	.324	.500	41%	37%	16%

BABIP	AVG EV	Max EV
0.355	81.0	127.5

.000		
.333		



Pitcher View

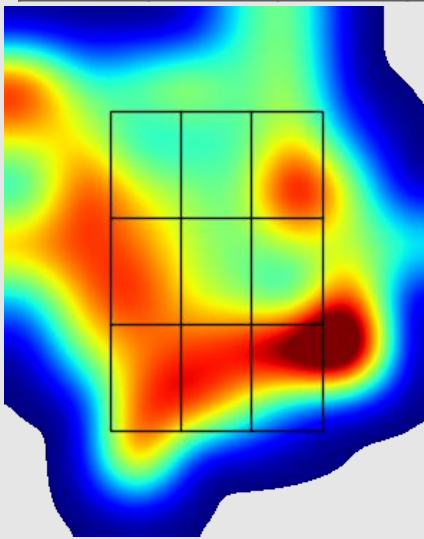
Hard Hit %  
LHP  
14.3

OPS LHP	OPS Overall	OPS RHP
.619	.803	.843

K/BB LHP	K/BB Overall	K/BB RHP
1.00	0.36	0.12

GO/FO LHP	GO/FO Overall	GO/FO RHP
0.50	2.00	3.00

III-Zone Swing %	(BB + HBP) / K %	wOBA
65.3	0.36	0.336



.222		
.556		

Pitcher View

Hard Hit %  
RHP  
31.7

LHP 8 PA	AVG	SLG	Whiff %	Chase %	FPS %
FB (12)	.200	.200	0%	33%	50%
BB (8)	.500	.500	0%	0%	0%
CH (0)	.000	.000	nan%	nan%	nan%
<b>LHP Overall</b>	.286	.286	0%	14%	29%

Dylan Osborne LHH #24  
Data From: 2025 WCL Season



RHP 23 PA	AVG	SLG	Whiff %	Chase %	FPS %
FB (55)	.250	.417	12%	16%	25%
BB (10)	.500	.500	67%	25%	50%
CH (15)	.400	.400	17%	33%	0%
<b>RHP Overall</b>	.316	.421	20%	21%	24%

BABIP	AVG EV	Max EV
0.308	77.8	99.9

OPS LHP	OPS Overall	OPS RHP
.661	.708	.725

K/BB LHP	K/BB Overall	K/BB RHP
0.00	0.33	0.50

GO/FO LHP	GO/FO Overall	GO/FO RHP
0.50	1.20	1.67
Zone Swing %	(BB + HBP) / K %	wOBA
63.6	0.67	0.290

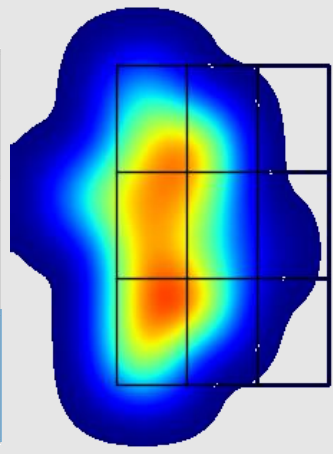
BABIP	AVG EV	Max EV
0.308	77.8	99.9

OPS LHP	OPS Overall	OPS RHP
.661	.708	.725

K/BB LHP	K/BB Overall	K/BB RHP
0.00	0.33	0.50

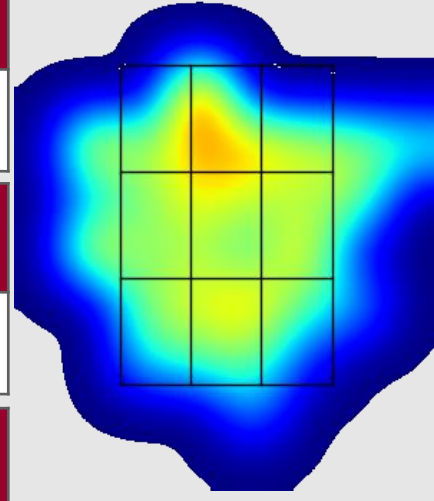
GO/FO LHP	GO/FO Overall	GO/FO RHP
0.50	1.20	1.67
Zone Swing %	(BB + HBP) / K %	wOBA
63.6	0.67	0.290

.000		
.667		



Pitcher View

Hard Hit %  
LHP  
42.9



Pitcher View

.325		
.250		

Hard Hit %  
RHP  
10.0

LHP 12 PA	AVG	SLG	Whiff %	Chase %	FPS %
FB (35)	.429	.571	40%	21%	38%
BB (7)	.000	.000	nan%	0%	0%
CH (5)	.000	.000	0%	0%	100%
<b>LHP Overall</b>	.300	.400	36%	13%	40%

## Tanner Short RHH #31

Data From: 2025 WCL Season



RHP 49 PA	AVG	SLG	Whiff %	Chase %	FPS %
FB (108)	.393	.500	19%	20%	17%
BB (61)	.143	.143	71%	21%	16%
CH (16)	.000	.000	60%	11%	100%
<b>RHP Overall</b>	.316	.395	37%	20%	20%

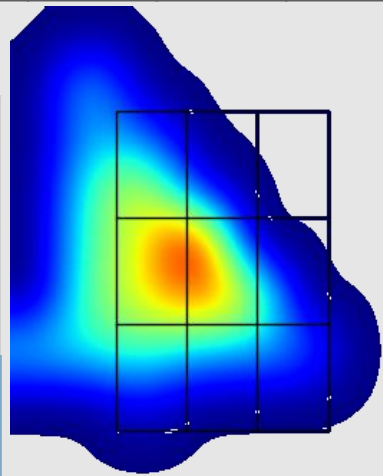
BABIP	AVG EV	Max EV
0.385	81.2	103.2

OPS LHP	OPS Overall	OPS RHP
.733	.789	.803

K/BB LHP	K/BB Overall	K/BB RHP
0.25	0.38	0.44

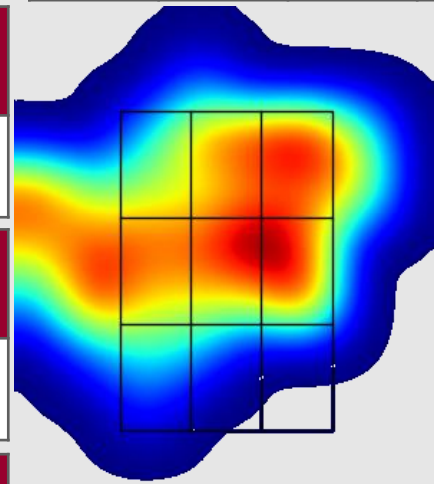
GO/FO LHP	GO/FO Overall	GO/FO RHP
0.50	0.86	1.00
Zone Swing %	(BB + HBP) / K %	wOBA
52.7	0.69	0.339

.333		
.400		



Pitcher View

Hard Hit %  
LHP  
9.1



Pitcher View

Hard Hit %  
RHP  
40.9

.500		
.357		

LHP 4 PA	AVG	SLG	Whiff %	Chase %	FPS %
FB (17)	.000	.000	100%	44%	0%
BB (1)	.000	.000	nan%	0%	nan%
CH (0)	.000	.000	nan%	nan%	nan%
<b>LHP Overall</b>	.000	.000	100%	40%	0%

## Spencer Siegel RHH #5

Data From: 2025 WCL Season




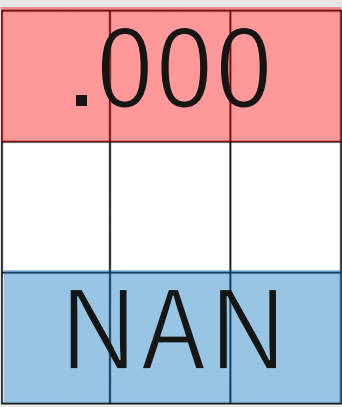
BABIP	AVG EV	Max EV
0.000	75.2	82.4

OPS LHP	OPS Overall	OPS RHP
.000	.000	.000

K/BB LHP	K/BB Overall	K/BB RHP
0.00	0.00	0.00

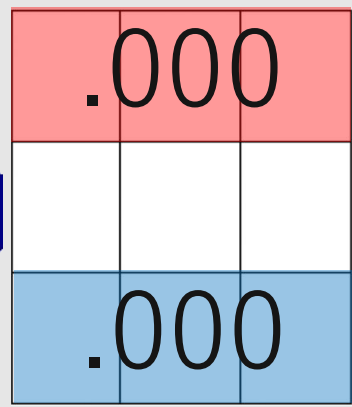
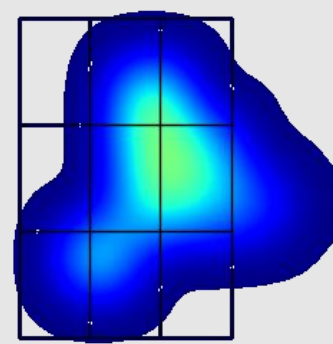
GO/FO LHP	GO/FO Overall	GO/FO RHP
0/0	2/0	2/0
III-Zone Swing %	(BB + HBP) / K %	wOBA
60.0	0.00	0.000

RHP 4 PA	AVG	SLG	Whiff %	Chase %	FPS %
FB (8)	.000	.000	0%	25%	50%
BB (3)	.000	.000	67%	100%	100%
CH (0)	.000	.000	nan%	nan%	nan%
<b>RHP Overall</b>	.000	.000	40%	40%	67%



Pitcher View

Hard Hit %  
LHP  
N/A



Pitcher View

Hard Hit %  
RHP  
0.0

LHP 26 PA	AVG	SLG	Whiff %	Chase %	FPS %
FB (76)	.235	.294	15%	11%	18%
BB (20)	.000	.000	50%	9%	0%
CH (7)	.000	.000	0%	0%	100%
<b>LHP Overall</b>	.200	.250	17%	10%	18%

Taylor Takata RHH #43  
Data From: 2025 WCL Season



RHP 94 PA	AVG	SLG	Whiff %	Chase %	FPS %
FB (231)	.358	.415	16%	15%	20%
BB (42)	.083	.083	46%	26%	29%
CH (63)	.333	.400	48%	18%	9%
<b>RHP Overall</b>	.312	.362	27%	17%	20%

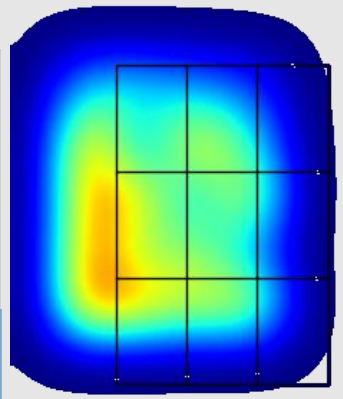
BABIP	AVG EV	Max EV
0.330	75.1	95.5

OPS LHP	OPS Overall	OPS RHP
.596	.690	.713

K/BB LHP	K/BB Overall	K/BB RHP
2.00	0.63	0.47

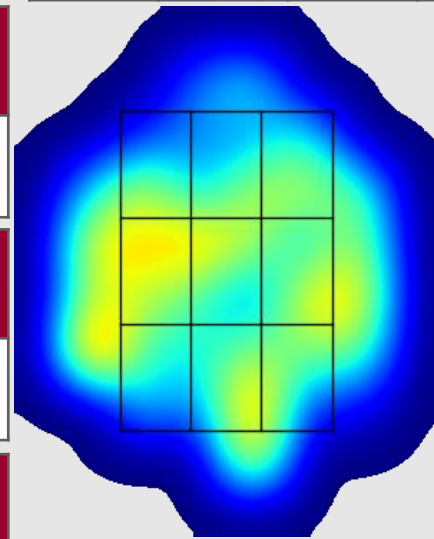
GO/FO LHP	GO/FO Overall	GO/FO RHP
3.50	2.64	2.44
III-Zone Swing %	(BB + HBP) / K %	wOBA
57.0	0.68	0.296

<b>.143</b>		
<b>.200</b>		



Pitcher View

Hard Hit %  
LHP  
12.0



Pitcher View

Hard Hit %  
RHP  
9.1

<b>.273</b>		
<b>.341</b>		

LHP 4 PA	AVG	SLG	Whiff %	Chase %	FPS %
FB (11)	.000	.000	33%	17%	33%
BB (4)	.000	.000	nan%	0%	0%
CH (1)	.000	.000	nan%	0%	nan%
<b>LHP Overall</b>	.000	.000	33%	10%	25%

**Jackson Upton RHH #37**  
Data From: 2025 WCL Season



RHP 15 PA	AVG	SLG	Whiff %	Chase %	FPS %
FB (43)	.167	.167	79%	22%	25%
BB (22)	.000	.000	70%	55%	0%
CH (4)	.000	.000	100%	50%	nan%
<b>RHP Overall</b>	.077	.077	76%	33%	18%

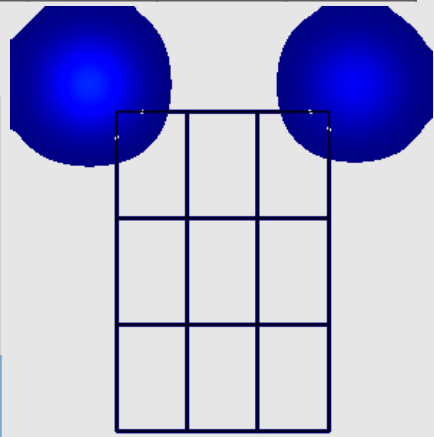
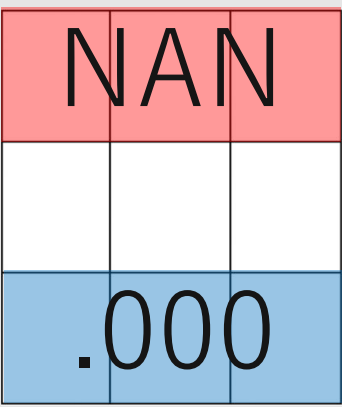
BABIP	AVG EV	Max EV
0.125	68.4	74.4

OPS LHP	OPS Overall	OPS RHP
.250	.278	.277

K/BB LHP	K/BB Overall	K/BB RHP
1.00	0.38	0.29

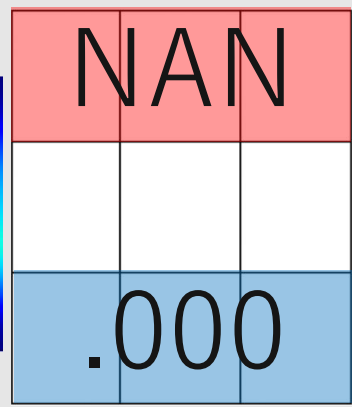
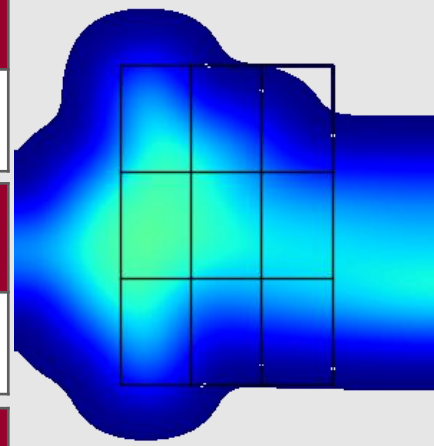
GO/FO LHP	GO/FO Overall	GO/FO RHP
0/0	2/0	2/0

Zone Swing %	(BB + HBP) / K %	wOBA
62.5	0.38	0.153



Pitcher View

Hard Hit %  
LHP  
0.0



Pitcher View

Hard Hit %  
RHP  
0.0

LHP 19 PA	AVG	SLG	Whiff %	Chase %	FPS %
FB (55)	.273	.273	18%	15%	14%
BB (12)	.000	.000	80%	67%	50%
CH (6)	.000	.000	0%	25%	50%
<b>LHP Overall</b>	.200	.200	35%	25%	22%

**Jackson Waller RHH #20**  
Data From: 2025 WCL Season



RHP 79 PA	AVG	SLG	Whiff %	Chase %	FPS %
FB (157)	.359	.385	21%	20%	24%
BB (89)	.280	.280	38%	40%	25%
CH (21)	.400	1.000	33%	31%	33%
<b>RHP Overall</b>	.333	.391	28%	28%	25%

BABIP	AVG EV	Max EV
0.338	78.3	100.0

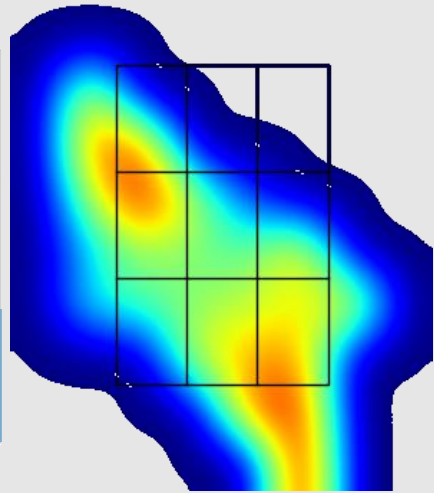
OPS LHP	OPS Overall	OPS RHP
.568	.735	.771

K/BB LHP	K/BB Overall	K/BB RHP
0.50	0.58	0.62

GO/FO LHP	GO/FO Overall	GO/FO RHP
0.00	0.38	0.53

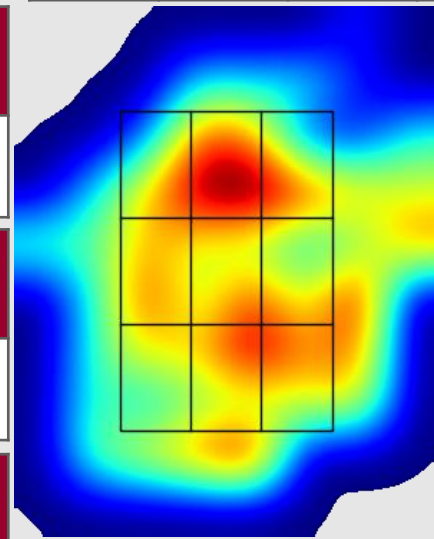
Zone Swing %	(BB + HBP) / K %	wOBA
55.0	0.92	0.319

.500		
.000		



Pitcher View

Hard Hit %  
LHP  
20.0



Pitcher View

Hard Hit %  
RHP  
20.5

.368		
.500		